


MAKE A BEE HOTEL



Bee numbers are falling, so by giving them a home you'll be encouraging nature into your garden and helping solitary bee populations. You do not need to build an enormous bee hotel. Even a small space to call home will help the bees. You can make one quite easily using the below.

WHAT YOU NEED



A TERRACOTTA PLANT POT
(9 - 15CM IN SIZE)




HOLLOW PLANT STEMS
OR BAMBOO CANES



STRING

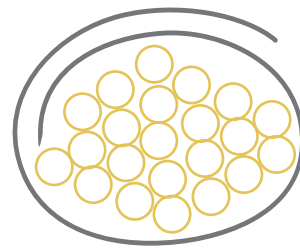
HOW TO MAKE

1




Cut the stems or bamboo canes to a length that fits the depth of your pot. If you are using bamboo canes you will need a grown up to carry out this part as it's tricky.

2




Tie the bundle of stems or canes together with string.

3



Put the bundle firmly into the plant pot. You can always push in a few extra stems or canes to make sure they're all secured tightly.

4

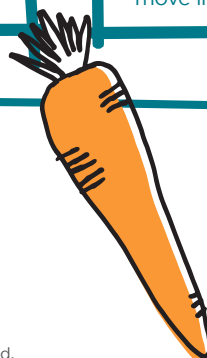
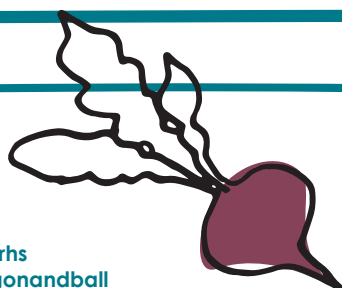


Place the pot horizontally in your garden in a quiet bright place - ideally in full sun, ready for the bees to move in.

SHARE WHAT YOU MAKE

f @rhshome
@burgonandball

ig @the_rhs
@burgonandball



Burgon & Ball



GROWING GARDENERS